

# SKN 262, SKR 262



Stud Diode

$V_{RSM}$ V	$V_{RRM}$ V	$I_{FRMS} = 500$ A (maximum value for continuous operation) $I_{FAV} = 260$ A (sin. 180; $T_c = 119$ °C)	
2000	2000	SKN 262/20	SKR 262/20
2200	2200	SKN 262/22	SKR 262/22
2400	2400	SKN 262/24	SKR 262/24
2800	2800	SKN 262/28	SKR 262/28

## Rectifier Diode

**SKN 262**  
**SKR 262**

### Features

- Reverse voltages up to 2800 V
- Hermetic metal case with ceramic insulator with extra-long creepage distances
- Threaded stud M16 x 1,5 mm
- Also available with threaded studs M20 x 1,5 mm (e.g. SKN 262/22 M20 and 3/4"-16 UNF 2A (e.g. SKR 262/24 UNF)
- **SKN:** anode to stud
- **SKR:** cathode to stud

### Typical Applications \*

- High voltage rectifier diode, especially for traction applications
- Cooling via heatsinks
- Non-controllable and half-controllable rectifiers
- Free-wheeling diodes
- Recommended snubber network:  
RC: 1,0  $\mu$ F, 20  $\Omega$  (PR = 2W),  
Rp: 25 K $\Omega$  (PR = 20 W)

Symbol	Condition	Values	Units
$I_{FAV}$	sin. 180 ; $T_c = 100$ (125) °C	320 (240)	A
$I_D$	K 0,55; $T_a = 45$ °C; B2 / B6	340 / 480	A
	K 0,55F; $T_a = 35$ °C; B2 / B6	620 / 840	A
$I_{FSM}$	$T_{vj} = 25^\circ$ C ; 10 ms	6000	A
	$T_{vj} = 180^\circ$ C ; 10 ms	5000	A
$i^2t$	$T_{vj} = 25^\circ$ C ; 8,3...10 ms	180000	A <sup>2</sup> s
	$T_{vj} = 180^\circ$ C ; 8,3...10 ms	125000	A <sup>2</sup> s
$V_F$	$T_{vj} = 25^\circ$ C, $I_F = 750$ A	max. 1,4	V
$V_{(TO)}$	$T_{vj} = 180^\circ$ C	max. 0,85	V
$r_T$	$T_{vj} = 180^\circ$ C	max. 0,6	m $\Omega$
$I_{RD}$	$T_{vj} = 180^\circ$ C ; $V_R = V_{RRM}$	max. 60	mA
$Q_{rr}$	$T_{vj} = 160^\circ$ C, $-di_F/dt = 10$ A/ $\mu$ s	typ. 200	$\mu$ C
$R_{th(j-c)}$		0,2	K/W
$R_{th(c-s)}$		0,03	K/W
$T_{vj}$		-40...+180	°C
$T_{stg}$		-55...+180	°C
$V_{isol}$		-	V~
$M_s$	to heatsink ( SI units )	30	Nm
	to heatsink ( US units )	270	lb.in.
a		5 * 9,81	m/s <sup>2</sup>
m	approx.	260	g
Case			



SKN



SKR

# SKN 262, SKR 262

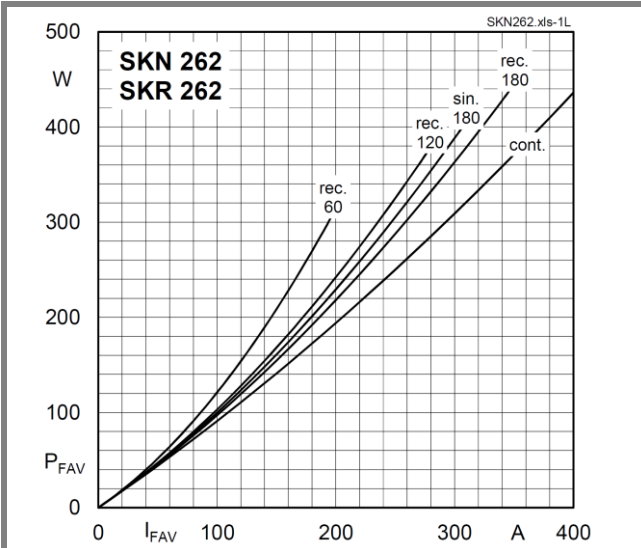


Fig. 1L Power dissipation vs. forward current

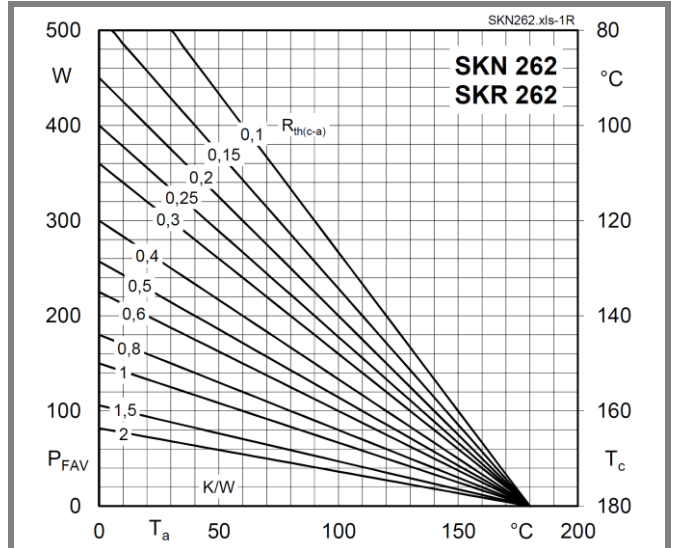


Fig. 1R Power dissipation vs. ambient temperature

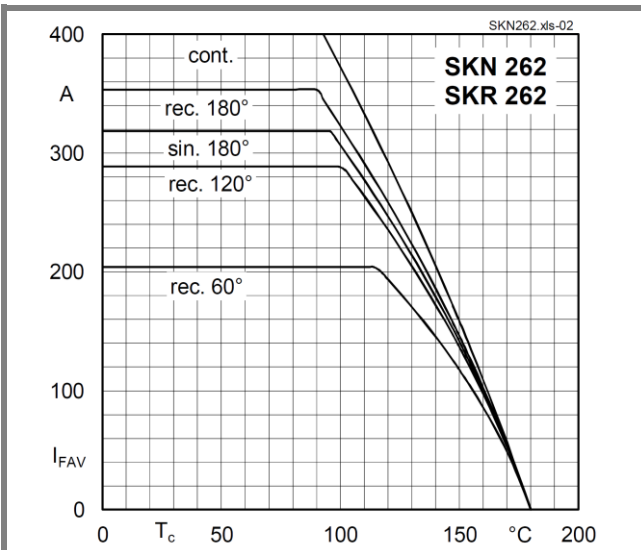


Fig. 2 Forward current vs. case temperature

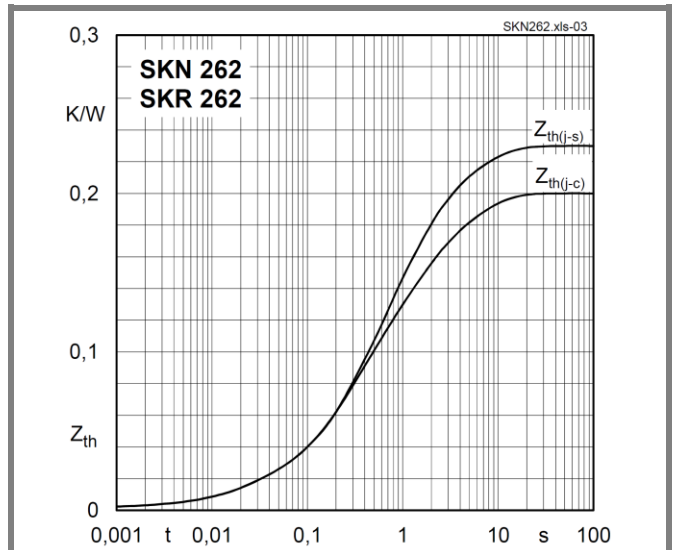


Fig. 3 Transient thermal impedance vs. time

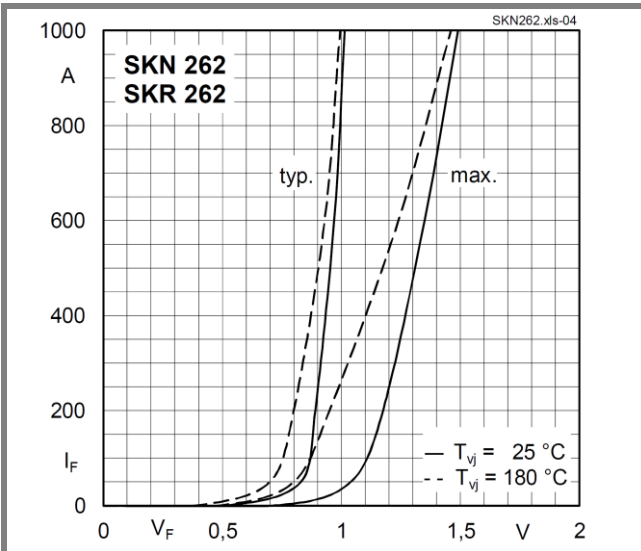


Fig. 4 Forward characteristics

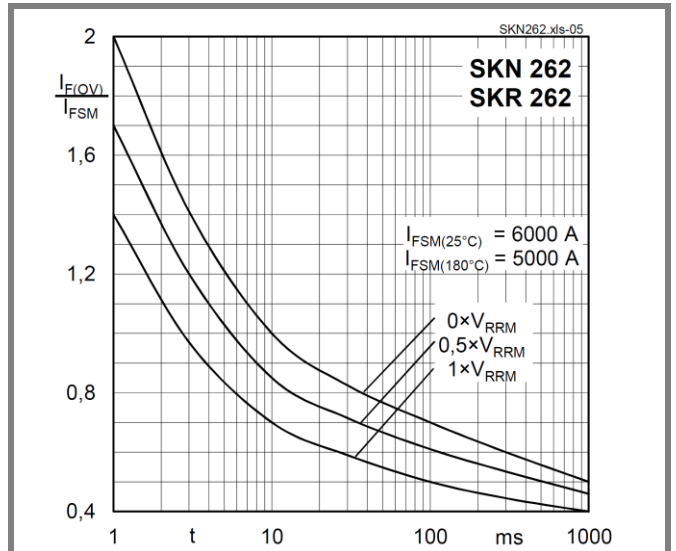
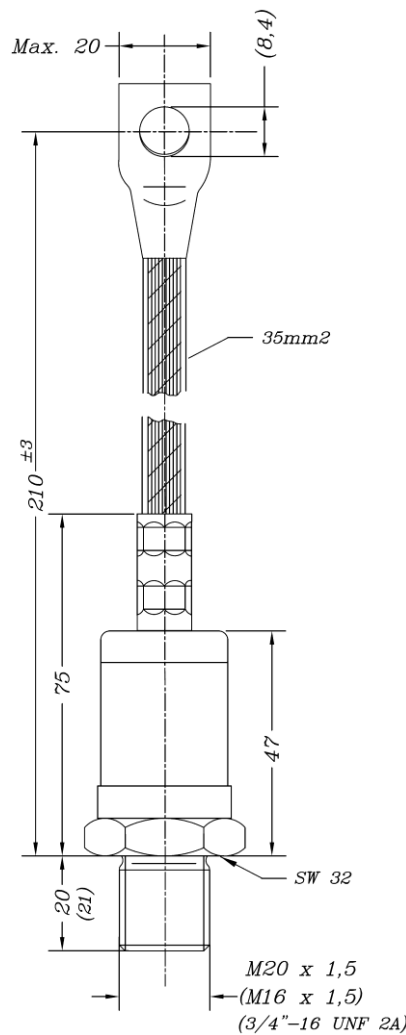


Fig. 5 Surge overload current vs. time



Case E45 (IEC 60191:A 15 M modified)

**\*IMPORTANT INFORMATION AND WARNINGS**

The specifications of SEMIKRON products may not be considered as guarantee or assurance of product characteristics ("Beschaffenhheitsgarantie"). The specifications of SEMIKRON products describe only the usual characteristics of products to be expected in typical applications, which may still vary depending on the specific application. Therefore, products must be tested for the respective application in advance. Application adjustments may be necessary. The user of SEMIKRON products is responsible for the safety of their applications embedding SEMIKRON products and must take adequate safety measures to prevent the applications from causing a physical injury, fire or other problem if any of SEMIKRON products become faulty. The user is responsible to make sure that the application design is compliant with all applicable laws, regulations, norms and standards. Except as otherwise explicitly approved by SEMIKRON in a written document signed by authorized representatives of SEMIKRON, SEMIKRON products may not be used in any applications where a failure of the product or any consequences of the use thereof can reasonably be expected to result in personal injury. No representation or warranty is given and no liability is assumed with respect to the accuracy, completeness and/or use of any information herein, including without limitation, warranties of non-infringement of intellectual property rights of any third party. SEMIKRON does not assume any liability arising out of the applications or use of any product; neither does it convey any license under its patent rights, copyrights, trade secrets or other intellectual property rights, nor the rights of others. SEMIKRON makes no representation or warranty of non-infringement or alleged noninfringement of intellectual property rights of any third party which may arise from applications. Due to technical requirements our products may contain dangerous substances. For information on the types in question please contact the nearest SEMIKRON sales office. This document supersedes and replaces all information previously supplied and may be superseded by updates. SEMIKRON reserves the right to make changes.